

684 3-DK

INCLINED SCREEN



The Finlay® 684 3-Deck inclined screen is a compact easily transportable machine that offers operators rapid set up and tear down times.

The screenbox features three large 4.3m x 1.7m (14' x 5' 7") inclined screens giving a large screening area of 236ft² to provide efficient screening and high capacity. The screenbox features quick wedge tensioning, access holes and bottom deck hydraulic tensioning system to reduce time required for mesh changes.


All four discharge conveyors are adjustable and hydraulically fold for transport. The fourth product 'oversize plus' conveyor has variable tilt and side slew to accurately discharge material for recirculation and stockpiling.

The model is available with hybrid technology consisting of on-board electrical motors permitting the flexibility to run the plant from an outside power supply or standard on-board engine.

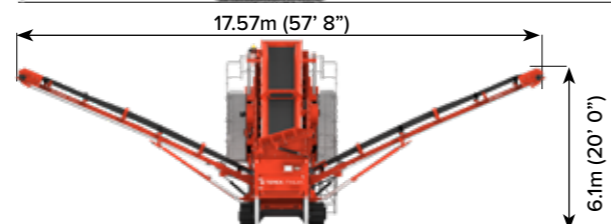
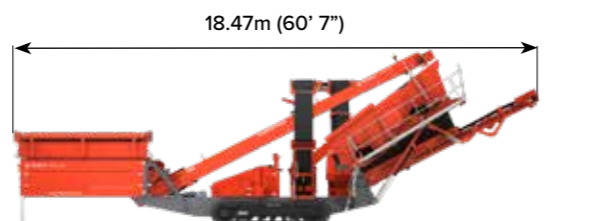
FEATURES:

- ▶ Triple deck 4.3m x 1.7m (14' x 5' 7") screen with full catwalk access.
- ▶ The fourth (oversize plus) conveyor provides variable tilt and slide slew capability to accurately discharge materials for recirculation to crushers or for stockpiling.
- ▶ Maximum utilisation of three 4.3m x 1.7m (14' x 5' 7") decks provides ultra-efficient screening capabilities even at small aggregate sizes.
- ▶ A combination of quick wedge tensioning, convenient access holes and hydraulic tensioning on the bottom deck ensure mesh set up and change out times are kept to an absolute minimum.
- ▶ T-Link telematics hardware and software along with free seven year data subscription are fitted and installed as standard.

TRANSPORT DIMENSIONS



WORKING DIMENSION



MACHINE WEIGHT: 33,500kg (73,800lbs)

1 HOPPER/FEEEDER

Hopper Capacity: 8m³ (10.5yd³)
Feed height: 3.51m (11' 6")
Feed in width: 4.77m (15' 8") (grid wing plates)
Beltfeeder belt width: 1.05m (42")

2 OVERSIZE PLUS CONVEYOR

Belt width: 500mm (20")
Working Angle: 20° - 23°
Discharge Height: variable 4.47m (max)
Operating angle variable between 40° and 60°
Stockpile capacity: 123m³ (162yd³)

3 MAIN CONVEYOR

Belt width: 1m (40")
Steel skirted full length of conveyor
2 number Anti-rollback Plates
Hydraulic Slide adjust

4 MIDDLE GRADE CONVEYOR

Belt width: 650mm (26")
Working Angle: 24°
Hydraulic Folding
Discharge Height: 4.76m (15' 7")
Stockpile capacity: 147m³ (192yd³)

5 UNDERCARRIAGE

Shoe Width: 400mm (16")
Speed: 0.8 km/h
Gradeability: 25.5°
Raking Angle: 8°

6 SCREENBOX

Both decks: 4.3m x 1.7m (14' x 5' 7")
Screen Angle: 18° - 37°, hydraulic adjust
Galvanised access catwalk at both sides and top end of screen
Total screening area: 21.9m² (235ft²)

7 OVERSIZE MINUS CONVEYOR

Belt width: 650mm (26")
Working Angle: 24°
Hydraulic Folding
Discharge Height: 4.76m (15' 7")
Stockpile capacity: 147m³ (192yd³)

8 FINES CONVEYOR

Belt width: 1.2m (48")
Working Angle: Variable 25° (Max)
Standard Discharge Height: 4.15m (13' 7")
Stockpile capacity: 106.3m³ (139yd³) @ 25°



T-LINK TELEMATICS

T-Link telematics hardware and software along with free seven year data subscription are fitted and installed as standard.

